

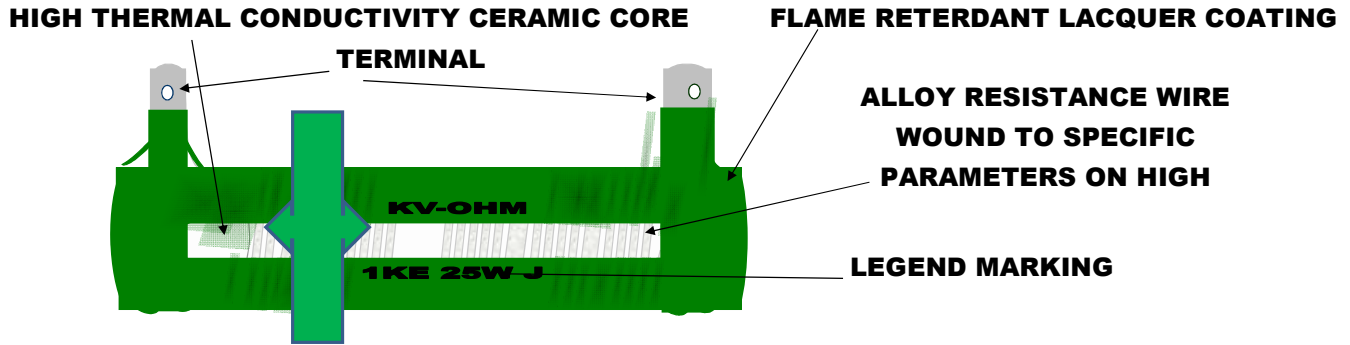
POWER RADIAL TYPE WIREWOUND RESISTORS

Series : SRV

Features:

- Widest range in the industry.
- High performance for low cost.
- High-temperature flame proof silicon coating.
- Tolerance to **± 5, ±10%**.
- Better tolerance available on request.
- Custom sizes and terminations available.
- Low Tolerance upto ±0.25% on request can be provided
- **RoHS** Compliant directive 2002/95/EC
- Lead (Pb)-free solder contacts.

Construction :

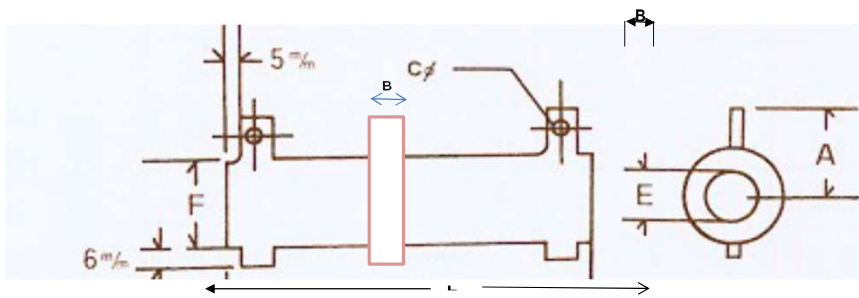


Technical specification:

DESCRIPTION	SERIES
	SRV3 ~ SRV4000
Resistance tolerance*	±1% ~ ±10%
Temperature coefficient	≤ 200 ppm/°C
Maximum dissipation	3W ~ 4000W
Maximum permissible voltage	$\sqrt{P \times R}$
Operating temperature rang	-55° ~ 350°C
Stability, R max.	
Load	$R \pm (5.0\% + 0.10\Omega)$
Climatic test	$R \pm (5.0\% + 0.10\Omega)$
Soldering	$R \pm (1.0\% + 0.05\Omega)$
Short time overload	$R \pm (2.0\% + 0.10\Omega)$

***Note :** Lower resistance tolerance other than specified above are available on request

Dimensions :



Physical Data:

1.0 GENERAL SPECIFICATION :

TYPE	WATT. @ 25°C	TOL.	TCR PPM/°C	D TYPE DIMENSIONS (mm)					RESISTANCE RANGE
				L	F- od	E id	A	B	
SRV5	5W	±1% ~ ±10%	≤ ±200	27	10	5	20	4	0E01~500E
SRV10	10W	±1% ~ ±10%	≤ ±200	42	13.0	5	21	4	0E1~1K
SRV15	15W	±1% ~ ±10%	≤ ±200	47	14.0	9	21	4	0E1~2K
SRV20	20W	±1% ~ ±10%	≤ ±200	52	17.0	9	22	4	0E1~20K
SRV25	25W	±1% ~ ±10%	≤ ±200	67	17.0	9	22	6	0E1~20K
SRV30	30W	±1% ~ ±10%	≤ ±200	67	23.0	12	22	5	0E1~20K
SRV40	40W	±1% ~ ±10%	≤ ±200	77	22.0	12	25	5	0E1~20K
SRV50	50W	±1% ~ ±10%	≤ ±200	100	22.0	12	25	6	0E1~30K
SRV60	60W	±1% ~ ±10%	≤ ±200	125	27.0	12	28	6	0E1~30K
SRV75	75W	±1% ~ ±10%	≤ ±200	150	27.0	12	28	6	0E1~30K
SRV75A	75W	±1% ~ ±10%	≤ ±200	100	32.0	20	28	6	0E1~30K
SRV100	100W	±1% ~ ±10%	≤ ±200	150	32.0	20	32	8	0E1~50K
SRV120	120W	±1% ~ ±10%	≤ ±200	165	32.0	20	32	8	0E1~50K
SRV150	150W	±1% ~ ±10%	≤ ±200	200	32.0	20	32	8	0E1~50K
SRV200	200W	±1% ~ ±10%	≤ ±200	250	32.0	20	32	8	0E1~100K
SRV250	250W	±1% ~ ±10%	≤ ±200	270	32.0	20	32	8	0E1~100K
SRV250A	250W	±1% ~ ±10%	≤ ±200	210	42.0	25	38	8	0E1~100K
SRV300	300W	±1% ~ ±10%	≤ ±200	250	42.0	25	38	8	0E1~100K
SRV300A	300W	±1% ~ ±10%	≤ ±200	300	32.0	20	38	8	0E1~100K
SRV400	400W	±1% ~ ±10%	≤ ±200	300	42.0	35	38	12	0E1~100K
SRV500	500W	±1% ~ ±10%	≤ ±200	310	55.0	40	50	12	0E1~200K
SRV600	600W	±1% ~ ±10%	≤ ±200	315	55.0	40	50	12	1E~500K
SRV750	750W	±1% ~ ±10%	≤ ±200	350	55.0	40	50	12	1E~500K
SRV1000	1000W	±1% ~ ±10%	≤ ±200	400	55.0	40	60	12	1E~500K
SRV1200	1200W	±1% ~ ±10%	≤ ±200	450	55.0	40	60	12	1E~500K
SRV1500	1500W	±1% ~ ±10%	≤ ±200	500	55.0	40	60	12	1E~500K
SRV2000	2000W	±1% ~ ±10%	≤ ±200	400	80	60	65	12	1E~500K
SRV2500	2500W	±1% ~ ±10%	≤ ±200	450	80	60	65	12	1E~500K
SRV3000	3000W	±1% ~ ±10%	≤ ±200	500	80	60	65	12	1E~500K
SRV4000	4000W	±1% ~ ±10%	≤ ±200	600	80	60	65	12	1E~500K

Note : Working voltage is $\sqrt{P \times R}$ where P is power & R is resistance in Ohms

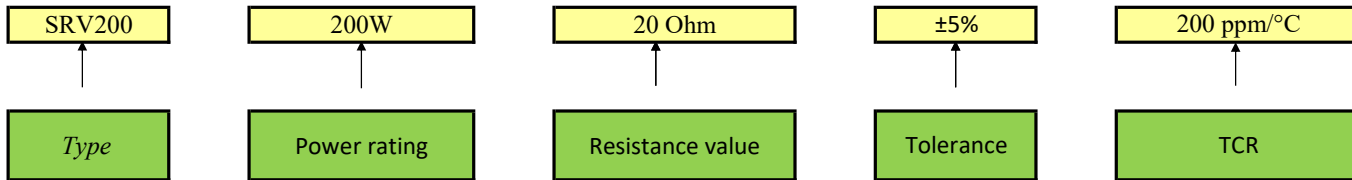
Flammability:

The resistor coating will not burn or emit incandescent particles under any condition of applied temperature or power overload.

Marking:
 The SRV type the nominal resistance & tolerance are marked on the resistor body using LEGENT marking; for e.g : KV-OHM
 OE1 5W J

Part Numbering Information:

Part Number : Type number, power rating, resistance value, tolerance, tcr.



Examples: PART NO. : SRV200, 200W, 20 Ohm, ±5%, 200ppm/°C

Performance Data (Procedure & Requirements):

TEST	PROCEDURE	REQUIREMENTS
Short Time Overload	10 X Rated power for 5 sec.	Δ R/R max.: $\pm(2.0 + 0.05 \Omega)$
Dielectric Withstanding Voltage	1000 VAC, from terminal to mounting hardware	No flash over or breakdown should be observed
Endurance @ 25°C	1000 hrs. load with Pn (power nominal) 1.5 hr. ON & 0.5 hr. OFF	No visual damage Δ R/R max.: $\pm(5.0\% + 0.1 \Omega)$
Endurance @ Upper Category Temperature	1000 hrs. at 350°C with no load	No visual damage Δ R/R max.: $\pm(5.0\% + 0.1 \Omega)$
Temperature Rise Test	Horizontally mounted, loaded with Pn	Hot spot temperature less than maximum body temperature
Temperature Coefficient	At 25/-55/25 °C & 25/150/25 °C	Within specified limits
Insulation Resistance	V- Block method for 1 minute duration At 500 V dc	$> 10^3$ M Ω

Derating Curve:

